

Quality Control Report

Contiguous Read Length

Number of traces (N) = 37

3 traces have short CRL.

0 trace have medium CRL.

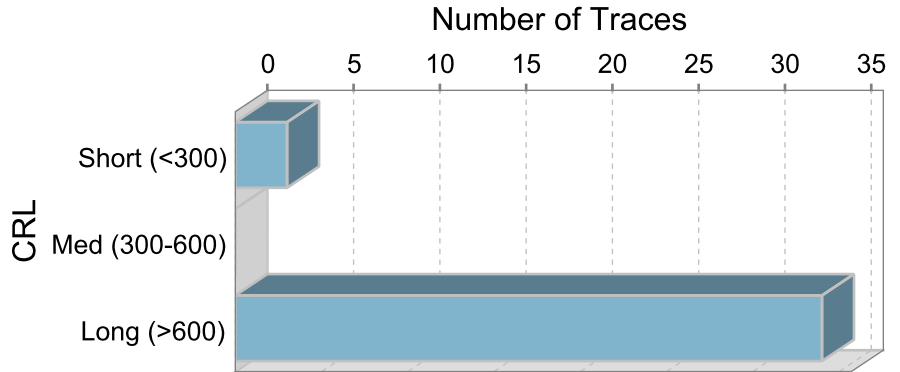
34 traces have long CRL.

Mean = 875

Median = 953

Range = 0 - 1013



Standard Deviation = 247



Legend

Trace Score

CRL




Trace File Name	Well#	Cap#	Trace Score	CRL	QV20+	Signal Intensity				Comments
						A	C	G	T	
F12_Control_65_2023_04_03_1.ab1	F12	86	39	987	1006	224	249	313	274	
G11_Control_64_2023_04_03_1.ab1	G11	83	39	977	1011	247	329	344	315	
H05_Control_63_2023_04_03_1.ab1	H5	33	39	987	994	403	583	444	592	
A10_Control_67_2023_04_04_1.ab1	A10	80	41	868	953	158	231	218	239	
B12_Control_66_2023_04_04_1.ab1	B12	94	40	1013	1044	314	421	420	405	
H02_Control_68_2023_04_04_1.ab1	H2	2	19	282	287	162	203	107	231	
D01_Control_69_2023_04_05_1.ab1	D1	9	40	1006	1016	244	291	273	300	
B07_Control_70_2023_04_06_1.ab1	B7	61	39	974	1002	191	249	262	257	
D12_Control_71_2023_04_06_1.ab1	D12	90	40	997	1001	204	265	284	258	
H12_Control_72_2023_04_06_1.ab1	H12	82	39	945	997	286	359	390	364	
B12_Control_75_2023_04_13_1.ab1	B12	94	39	793	931	132	193	231	206	
E11_Control_74_2023_04_13_1.ab1	E11	87	34	769	765	134	192	112	201	
H03_Control_73_2023_04_12_1.ab1	H3	17	40	933	982	538	664	604	643	
A12_Control_76_2023_04_14_1.ab1	A12	96	37	905	962	89	127	140	125	
F09_Control_77_2023_04_18_1.ab1	F9	69	38	910	977	188	241	258	249	
C09_Control_83_2023_04_20_1.ab1	C9	75	39	977	1001	207	243	248	221	
F04_Control_80_2023_04_20_1.ab1	F4	22	40	1009	1029	527	648	647	592	
H08_Control_79_2023_04_20_1.ab1	H8	50	40	982	998	302	338	369	303	
H12_Control_81_2023_04_20_1.ab1	H12	82	39	930	979	260	308	324	283	
H12_Control_82_2023_04_20_1.ab1	H12	82	39	953	1008	245	292	311	271	
D09_Control_85_2023_04_21_1.ab1	D9	73	39	983	993	172	229	195	209	
D09_Control_86_2023_04_21_1.ab1	D9	73	39	981	999	199	239	266	238	
E08_Control_84_2023_04_21_1.ab1	E8	56	39	1012	1011	253	300	308	262	
H07_Control_88_2023_04_21_1.ab1	H7	49	39	953	983	179	204	212	183	

Legend

Trace Score

CRL



Trace File Name	Well#	Cap#	Trace Score	CRL	QV20+	Signal Intensity				Comments
						A	C	G	T	
H12_Control_87_2023_04_21_1.ab1	H12	82	39	938	990	277	314	338	293	
C10_Control_89_2023_04_24_1.ab1	C10	76	38	954	971	599	692	687	637	
H05_Control_93_2023_04_24_1.ab1	H5	33	9	0	1	52	48	47	67	
H12_Control_90_2023_04_24_1.ab1	H12	82	39	953	988	873	997	939	944	
H12_Control_91_2023_04_24_1.ab1	H12	82	10	0	7	50	49	46	70	
H12_Control_92_2023_04_24_1.ab1	H12	82	39	924	973	617	735	729	727	
G12_Control_94_2023_04_25_1.ab1	G12	84	39	910	980	840	977	978	937	
H09_Control_95_2023_04_25_1.ab1	H9	65	38	977	977	743	832	840	814	
G08_Control_96_2023_04_26_1.ab1	G8	52	38	946	1003	555	611	568	591	
H05_Control_97_2023_04_26_1.ab1	H5	33	40	980	1011	1175	1404	1351	1424	
H03_Control_100_2023_04_28_1.ab1	H3	17	29	704	910	132	139	118	172	
H08_Control_98_2023_04_28_1.ab1	H8	50	39	977	993	737	837	801	872	
H12_Control_99_2023_04_28_1.ab1	H12	82	38	969	993	803	956	923	925	