

Quality Control Report

Contiguous Read Length

Number of traces (N) = 45

0 traces have short CRL.

0 trace have medium CRL.

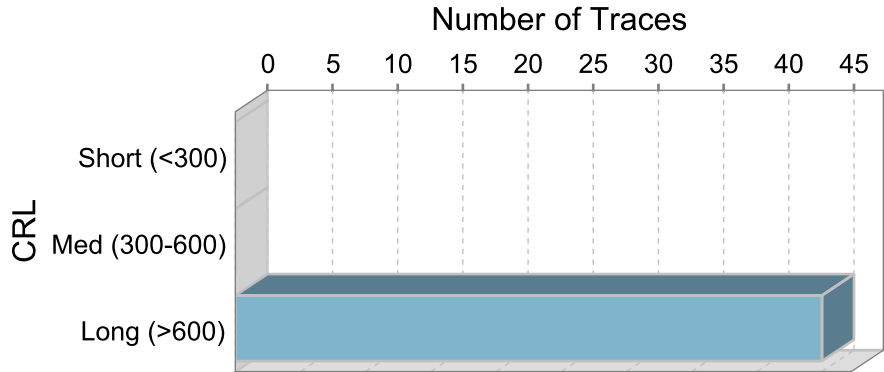
45 traces have long CRL.

Mean = 916

Median = 924

Range = 756 - 981



Standard Deviation = 42



Legend

Trace Score

CRL




Trace File Name	Well#	Cap#	Trace Score	CRL	QV20+	Signal Intensity				Comments
						A	C	G	T	
C07_Control_382_31_10_2024_1.ab1	C7	59	39	971	986	870	1126	770	1081	
H10_Control_383_01_11_2024_1.ab1	H10	66	38	959	964	1316	1588	1472	1431	
B12_Control_384_04_11_2024_1.ab1	B12	94	39	981	992	1490	1810	1464	1672	
F02_Control_385_05_11_2024_1.ab1	F2	6	40	969	989	2445	2928	2045	3051	
D12_Control_387_07_11_2024_1.ab1	D12	90	38	933	964	2146	2506	2046	2359	
H04_Control_386_07_11_2024_1.ab1	H4	18	39	956	971	2158	2446	1784	2543	
B10_Control_389_11_11_2024_1.ab1	B10	78	39	931	965	1336	1568	1438	1524	
G02_Control_388_11_11_2024_1.ab1	G2	4	39	931	958	2667	3117	2154	3141	
C11_Control_393_12_11_2024_1.ab1	C11	91	38	924	939	2395	2892	2442	2722	
G11_Control_392_12_11_2024_1.ab1	G11	83	37	868	883	1992	2335	2013	2218	
H05_Control_394_13_11_2024_1.ab1	H5	33	36	881	896	182	202	175	200	
H08_Control_396_13_11_2024_1.ab1	H8	50	35	844	861	1295	1512	1391	1364	
H12_Control_395_13_11_2024_1.ab1	H12	82	38	924	967	1472	1718	1512	1608	
H12_Control_397_13_11_2024_1.ab1	H12	82	39	922	944	1479	1776	1546	1601	
F03_Control_399_14_11_2024_1.ab1	F3	21	36	825	886	1857	2299	1703	2266	
H09_Control_400_14_11_2024_1.ab1	H9	65	37	895	927	1848	2087	2180	1907	
H12_Control_398_14_11_2024_1.ab1	H12	82	38	928	959	1600	1892	1650	1714	
A01_Control_401_15_11_2024_1.ab1	A1	15	36	866	888	1166	1420	1031	1411	
C11_Control_402_19_11_2024_1.ab1	C11	91	37	894	956	1594	1956	1582	1958	
C11_Control_403_19_11_2024_1.ab1	C11	91	38	973	956	1088	1476	760	1452	
B08_Control_407_20_11_2024_1.ab1	B8	62	39	963	975	1571	1756	1739	1613	
C10_Control_404_20_11_2024_1.ab1	C10	76	37	877	885	1699	2132	1919	1906	
H04_Control_408_21_11_2024_1.ab1	H4	18	39	949	967	2477	2778	2142	2756	
H06_Control_406_20_11_2024_1.ab1	H6	34	39	908	968	1976	2310	1949	2205	

Legend

Trace Score

CRL



Trace File Name	Well#	Cap#	Trace Score	CRL	QV20+	Signal Intensity				Comments
						A	C	G	T	
H09_Control_405_20_11_2024_1.ab1	H9	65	36	913	949	102	131	112	127	
H10_Control_409_21_11_2024_1.ab1	H10	66	38	960	973	1875	2138	2020	1953	
G11_Control_410_21_11_2024_1.ab1	G11	83	37	905	943	1937	2209	1865	2115	
H12_Control_411_21_11_2024_1.ab1	H12	82	38	906	960	1468	1764	1616	1693	
G12_Control_412_25_11_2024_1.ab1	G12	84	39	929	947	1941	2412	1976	2248	
H12_Control_414_25_11_2024_1.ab1	H12	82	39	930	949	1832	2365	1885	2114	
H12_Control_415_25_11_2024_1.ab1	H12	82	39	944	971	2380	2997	2307	2633	
C01_Control_413_26_11_2024_1.ab1	C1	11	37	895	934	2416	3133	2039	2904	
D10_Control_416_25_11_2024_1.ab1	D10	74	39	960	978	1488	1745	1661	1633	
D12_Control_417_26_11_2024_1.ab1	D12	90	38	930	955	2188	2600	2177	2495	
H09_Control_418_26_11_2024_1.ab1	H9	65	38	909	960	1769	2141	1894	1965	
B07_Control_420_27_11_2024_1.ab1	B7	61	38	866	951	2012	2409	2199	2193	
B12_Control_419_27_11_2024_1.ab1	B12	94	38	896	950	2269	2784	2221	2639	
H10_Control_421_27_11_2024_1.ab1	H10	66	38	913	957	1481	1881	1635	1835	
H06_Control_423_28_11_2024_1.ab1	H6	34	39	943	966	1518	1837	1441	1796	
H06_Control_424_28_11_2024_1.ab1	H6	34	39	930	962	1534	1847	1445	1750	
H12_Control_422_28_11_2024_1.ab1	H12	82	38	926	950	1079	1367	1094	1269	
C12_Control_425_29_11_2024_1.ab1	C12	92	38	915	954	1091	1412	1083	1290	
H09_Control_426_29_11_2024_1.ab1	H9	65	39	908	964	1037	1296	1104	1228	
H12_Control_427_29_11_2024_1.ab1	H12	82	38	936	980	1082	1300	1098	1233	
H12_Control_428_29_11_2024_1.ab1	H12	82	31	756	838	118	132	163	137	